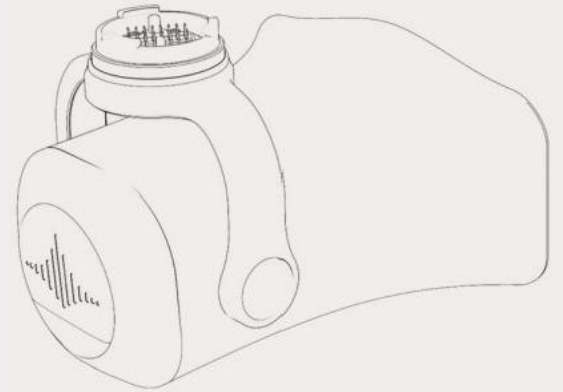


Foxtech M50 Wireless Megaphone System for Drones

User Manual

2023.3.14



Preface

M50 Wireless Megaphone is robust and portable in structure, making it suitable for mounting onto third-party aerial platforms to achieve long-distance sound amplification functionality, enabling remote voice communication. It encompasses various functions such as voice broadcasting, alarm signaling, recording, and multimedia playback. It can be applied in diverse scenarios. Moreover, the housing is designed to be shock-resistant, durable, flexible, and lightweight, ensuring convenience and practicality.



Contents

I. Introduction to M50 Wireless Megaphone System	2
II. Disclaimer and Warning	2
III. M50 Description	3
IV. M50 Wireless Megaphone APP User Guide	6
V. Product Precautions	9

I.Introduction to M50 Wireless Megaphone System

M50 Wireless Megaphone System is composed of drone broadcasting terminal, remote control APP ,etc. It is characterized by high sound pressure, clear voice, strong penetrability and long transmission distance. It is widely used in industry application UAVs and other medium/small UAVs of our company. It plays an important role in rescue response, refuge guidance, emergency response, fire rescue, emergency dispatching, transportation stabilization, beach and coastal patrol, environmental protection propaganda and other scenarios.

II.Disclaimer and Warning

Thank you for purchasing this product. The content mentioned herein relates to your safety and legal rights and responsibilities. Before using the product, please read this document carefully to ensure that you have set up the product correctly.Failure to follow the instructions and warnings may result in injury to you and others. The final interpretation of this document and all related documents belongs to Tianjin Foxtech Trade Co.,Ltd.This document and all related documents are subject to change without notice.

Warnings:

The maximum volume of the M50 wireless megaphone exceeds 130dB, which may cause permanent damage to the hearing of the human ear when used in close proximity!

Please do not use the maximum volume in close proximity, or the resulting damage at your own expense!

Cautions:

1.M50 wireless megaphone can be manually adjusted angle, please do not swing the boom back and forth quickly by hand, and prohibit rotating by hand when power is on!

2.To install the product, please make sure that the adapter ring is connected correctly, no loose. Guarantee the safety of working at height!

3.Please do not disassemble without authorization, otherwise the consequences of your own responsibility.


III.M50 Description

M50 Wireless Megaphone System featuring small-size, lightweight, low power consumption, and easy to use, can be easily controlled using a compatible Android APP on the remote controller, so its control range can reach up to 10 km with MX16 portable ground control station.

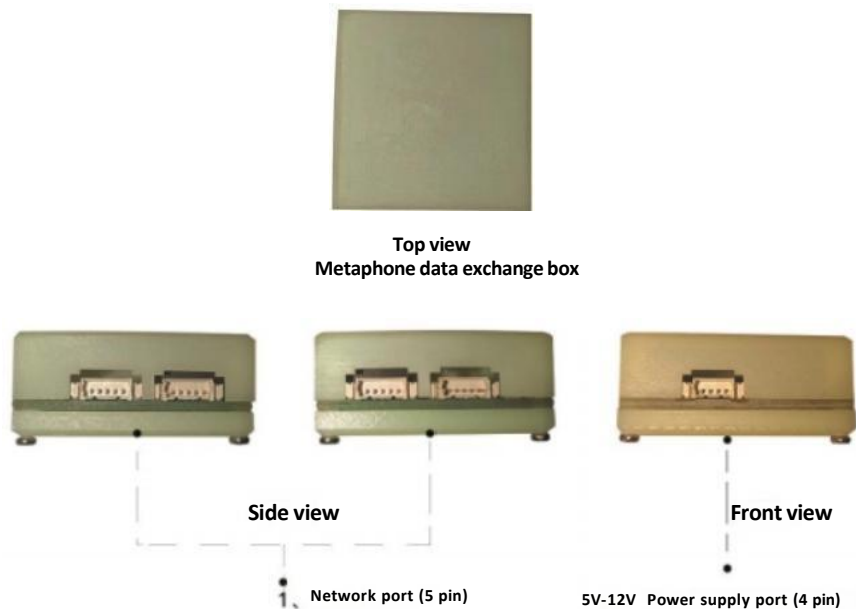
With a 35W low power consumption, and a maximum volume of 130dB, M50 is capable of transmitting sound up to 1000 meters even in busy urban areas.

M50 doesn't apply traditional handheld intercom, and with exceptional magnetic shielding capability, M50 can be used in close proximity to other electronic devices without any interference.

M50 is perfect for a variety of applications, such as emergency response, disaster relief, fire rescue, search and rescue operations, traffic control, beach and coastal patrols.

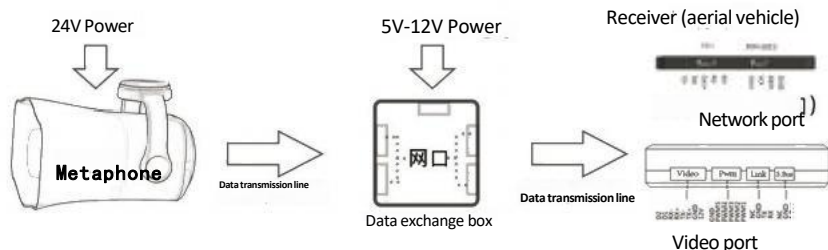


1. Coupling ring
2. Swinging boom
3. Body
4. Back cover
5. Mounting holes



Model	M50
Dimensions	174*143*90mm
Weight	480±10g
Power Consumption	≤35W
Max Volume	130dB
Effective Audio Transmission Distance	500m
Directivity	80°x90°(Horizontal × Vertical)
Working Temperature	-10—40℃
Protection Class	IP43
Communication Link	UAV link
Pitch Angle	0—90 degrees
Power	24V
Broadcasting Mode	Real-Time
	Text-To-Speech(Support Male/Female Switch)
	One-click Alarm
	Siren/Repeat Play
Audio File Format	mp3/wav/AAC/M4A/FLAC
App Support	YIKU Megaphone

连接示意



Megaphone uses 24V power supply, the data exchange box uses 12V power supply at most, plug the data transmission line into the net port (any net port can be used) on the side of the data exchange box and then use the other net port to connect to the receiver of the aerial vehicle.

IV. M50 Wireless Megaphone App User Guide

1.App download

download link

Log-in: www.zzykhk.com



Selection: Services and Support



Selection: Megaphone App Download

2.App Interface

(Click on the corresponding remote control to generate a hover window)



3. Real-time broadcasting and volume adjustment

(Click on the sound wave style button to enter the real-time broadcasting interface. Click on the start broadcasting button to broadcast in real-time , click on the play alarm button to automatically play alarms, the volume adjustment area at the bottom of the slider button can be dragged to control the volume of the broadcasting device.)



4. Text-to-speech and loop playback

(Click on the text box in the middle of the interface to enter text and click Play to play the text, check the loop play to open the loop mode, and male/female switch is supported.)



5. Audio File Upload and Playback

5.1 Audio File Upload

The files are used for recording storage and are saved in the MUSIC folder on the TF card. File source support :

1. Initial APP comes with audio
2. Audio files in the remote control

5.2 Play audio files

Select the audio file you want to play, click the play button to automatically play it for one time, select the loop play mode to enter the loop mode, then click the stop button to stop the playback of the megaphone.



V. Product Precautions

1. Please read the instruction manual carefully before using this product to prevent damage to the equipment caused by operating errors.
2. This product can be used up to 40° and above -10° .
3. There should be no corrosive substances, water vapor or mold contamination during use to prevent equipment damage.
4. The equipment should be well protected when not using , regular maintenance to prevent equipment damage due to mold and mildew.
5. In case of problems, please read the manual first to try to solve the problem, if you can't solve the problem, then call customer service.
6. The warranty card should list all the relevant information in detail, such as the customer's purchase date and address, product name, model number and body number. When warranty service is required, present the warranty card for identification.
7. Product damage caused by accident, unauthorized repair, improper storage, etc. are not covered by this warranty.